

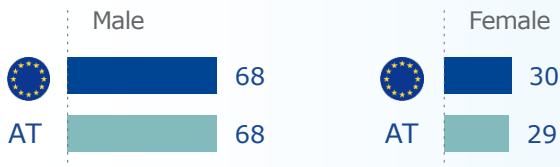


# Regional and Local Barometer

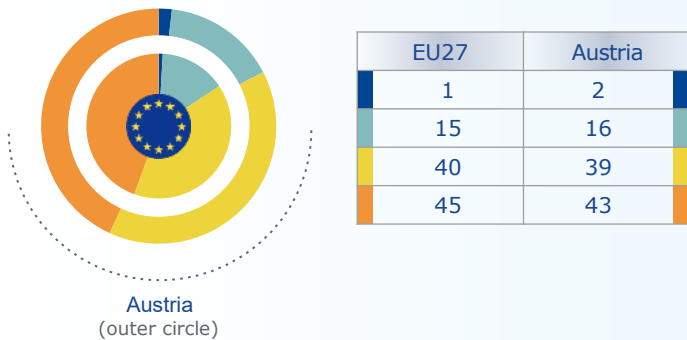
Interviews: EU27 – 2 698 | AT - 110 (Fieldwork: 25.07-11.09.2022) Methodology

## Profile of surveyed local and regional representatives

d2 Which of the following describes how you think of yourself? (%)



d1r1 How old are you? (%)



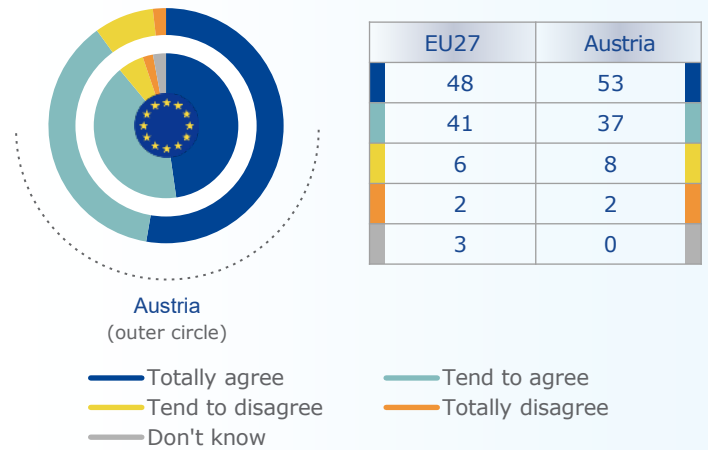
- 18-24 years
- 25-39 years
- 40-54 years
- 55 years and older

### \*Methodological note

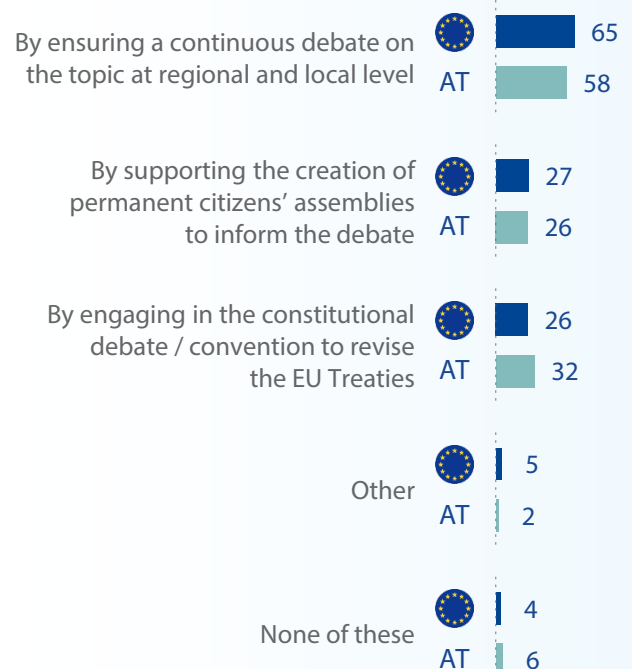
Email invitations were sent to local politicians from all different political levels and affiliations. However, due to variations in available contact details and response rates, as well as limitations in terms of sample size, full representativity cannot be guaranteed.

## Influence of regions and cities

q15 In general, do you agree or disagree that regions and cities should have more influence on the future of the European Union? (%)



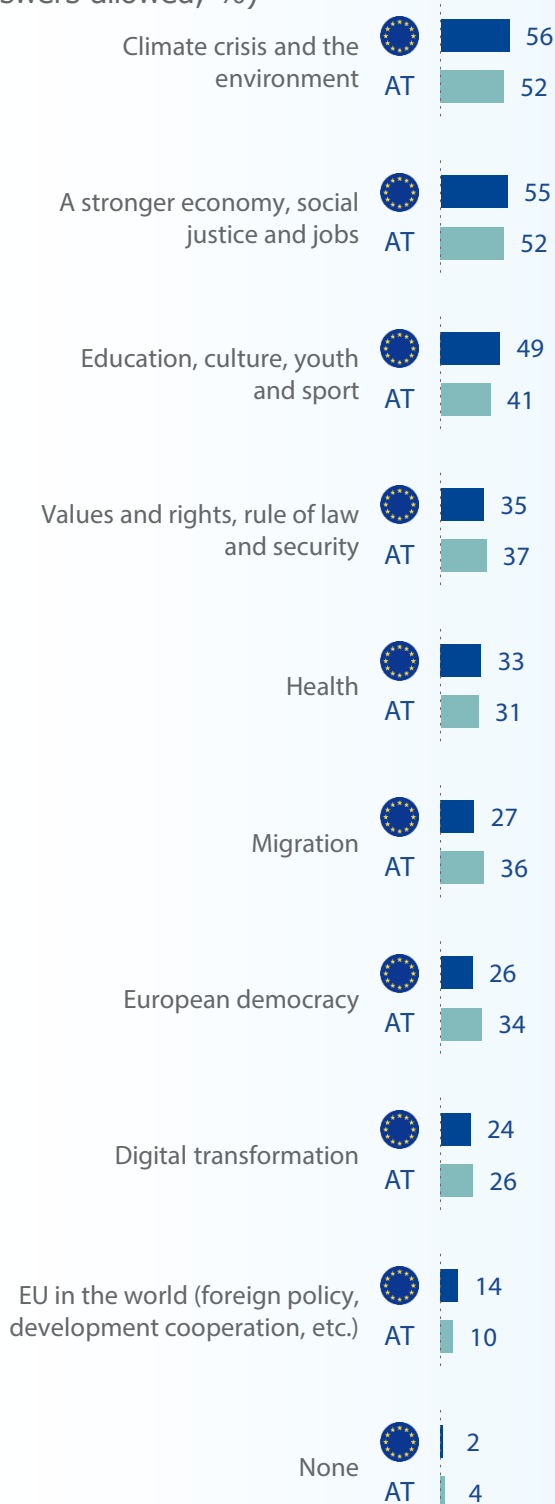
q16 In your view, how can regions and cities be most effectively involved in the debate on the Future of Europe? (Multiple answers allowed, %)





## Key EU topics for regions and cities

q17 In your view, in which of the following topics should regions and cities become more influential in EU policy-making? (Multiple answers allowed, %)



## The war against Ukraine: regional and local responses

q1 What type of actions did your local or regional authority take in response to the war against Ukraine? (Multiple answers allowed, %)



## EU funding for regions and cities

q11 What in your view should be the key objectives of EU funding for the future development of your city or region? (Multiple answers allowed, %)

