




Regional and Local Barometer

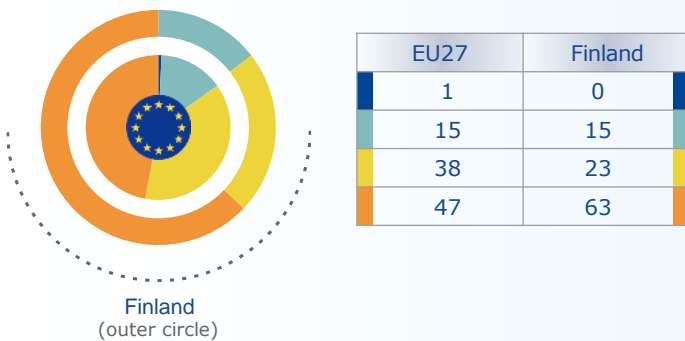
Interviews: EU27 – 2 907 | FI - 62 (Fieldwork: 25.5-31.7.2023) Methodology

Profile of surveyed local and regional representatives

d2 Which of the following describes how you think of yourself? (%)



d1r1 How old are you? (%)



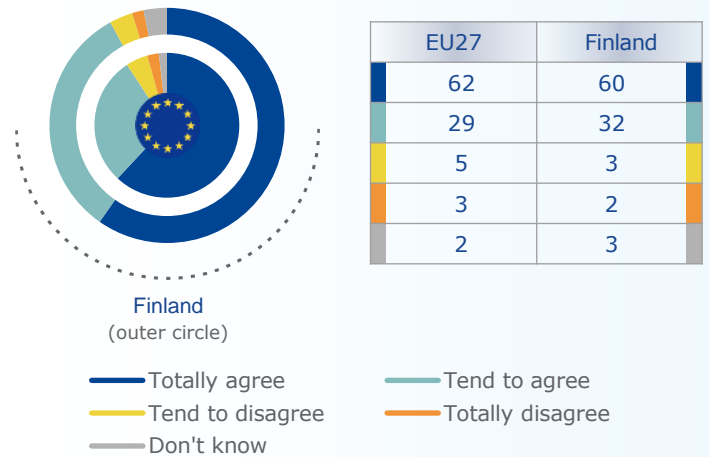
- 18-24 years
- 25-39 years
- 40-54 years
- 55 years and older

*Methodological note

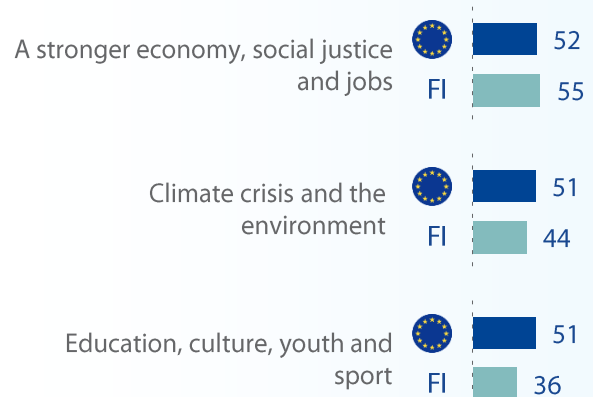
Email invitations were sent to local politicians from all different political levels and affiliations. However, due to variations in available contact details and response rates, as well as limitations in terms of sample size, full representativity cannot be guaranteed.

Influence of regions and cities

q7 In general, do you agree or disagree that regions and cities should have more influence in EU policy-making and in the debate on the future of the European Union? (%)



q8 In your view, in which of the following areas should regions and cities have a greater say in EU policy-making? (Multiple answers allowed, %)

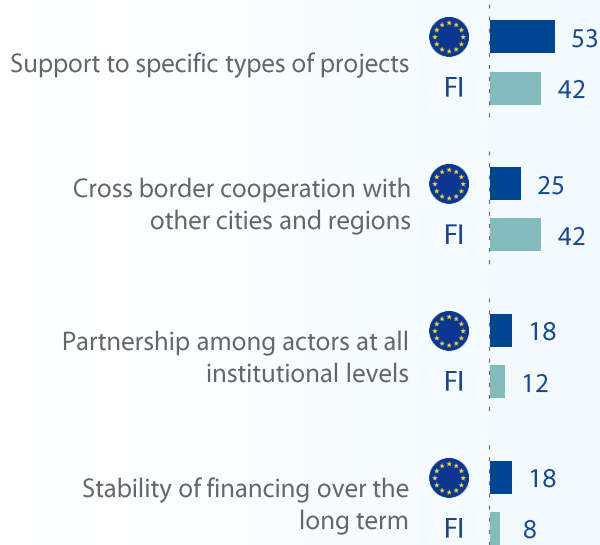




EU funding for regions and cities

q5

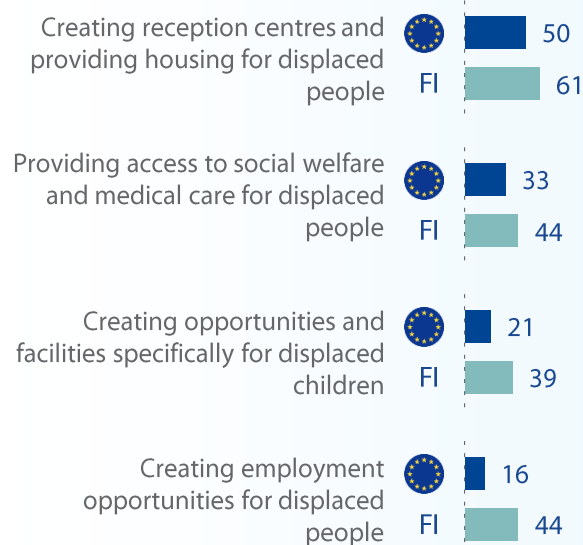
Does the Cohesion Policy funding bring added value to your city or region, compared to other funding streams (national or regional)? If yes, in what form? (Multiple answers allowed, %)



Russia's war of aggression against Ukraine: EU, regional and local responses

q1

What were the most important actions your local or regional authority has taken to respond to the emergency created by the war against Ukraine? (Multiple answers allowed, %)



q2

In your view, how can your region or city contribute to the reconstruction of Ukraine? (Multiple answers allowed, %)

