

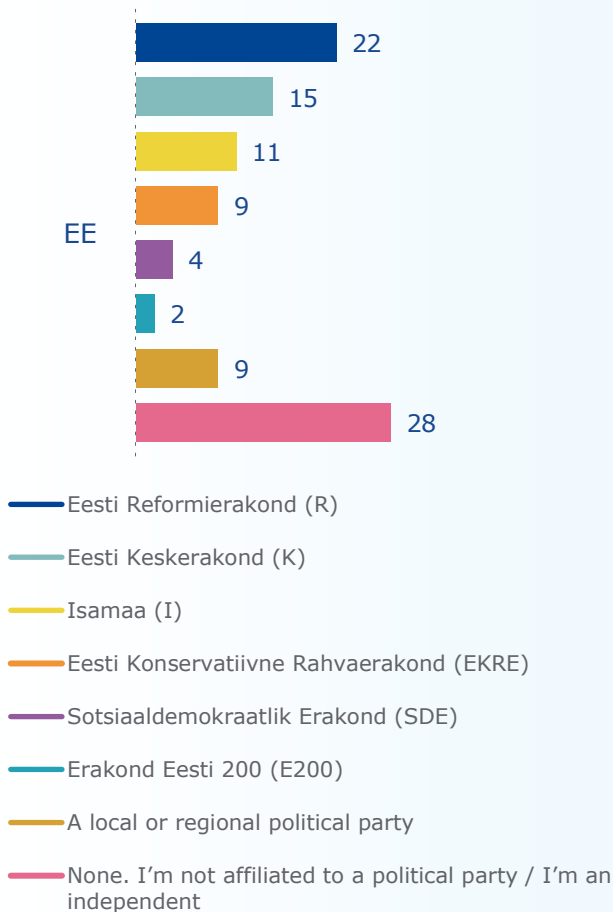


# Flash Eurobarometer Local politicians of the EU and the future of Europe

Interviews: EU27 - 3276 | EE - 46 (Fieldwork: 21.7 - 9.9.2021) Methodology\*

## Profile of surveyed politicians

sd2 Which political party do you represent? (%)

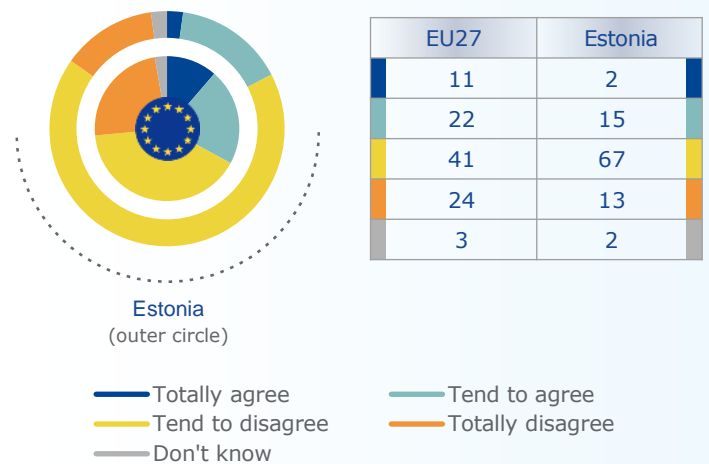


### \*Methodological note

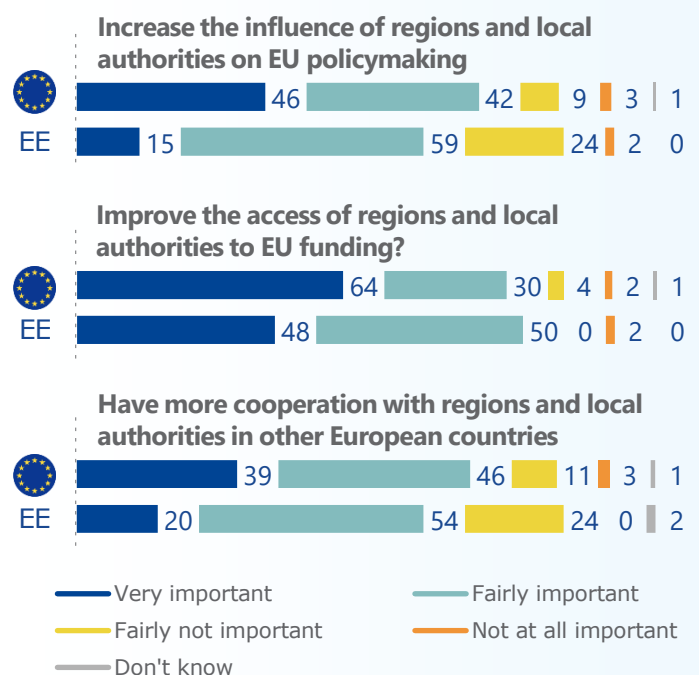
Email invitations were sent to local politicians from all different political levels and affiliations. However, due to variations in available contact details and response rates, as well as limitations in terms of sample size, full representativity cannot be guaranteed.

## Influence of regions, cities and villages

q1 In general, do you agree or disagree that regions, cities and villages have enough influence on the future of the European Union? (%)

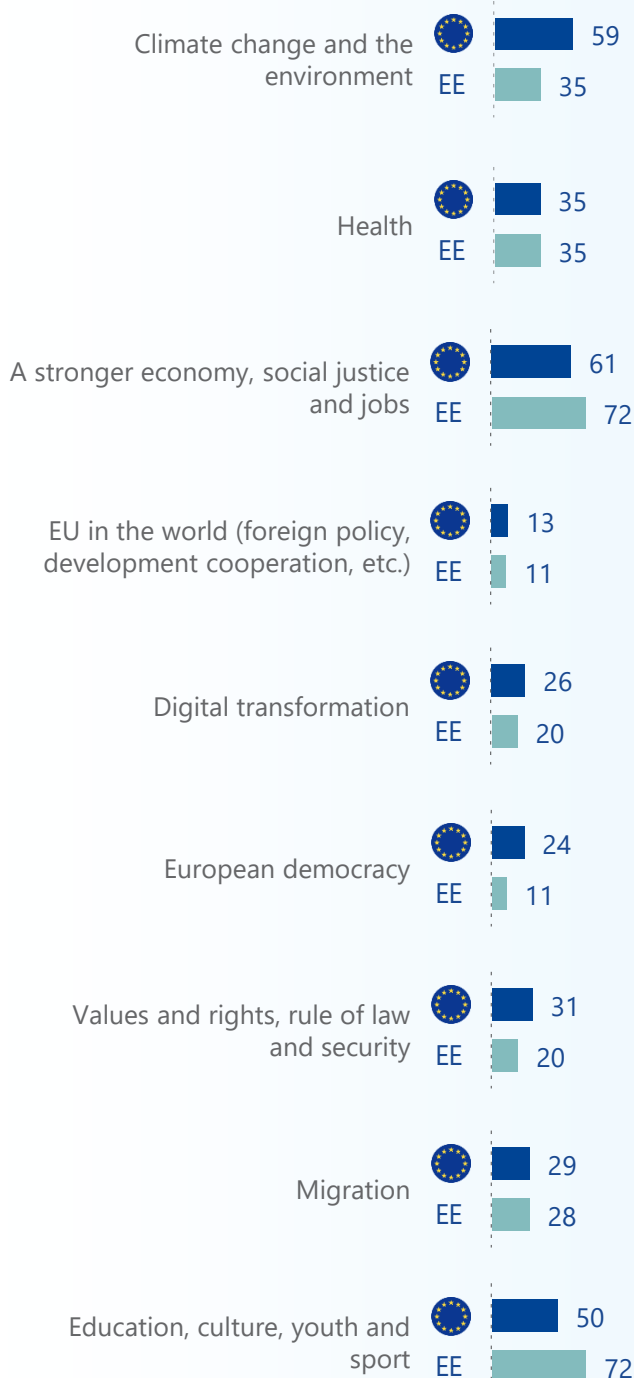


q2 Thinking about the current situation in Estonia, how important or not important is each of the following...? (%)



### Key EU topics for regions, cities and villages

q3 On which of these topics would you prefer to see regions and cities to become more influential in EU policy-making? Please select up to four answers.



### Awareness about the Conference on the Future of Europe

q4 Are you aware about the Conference on the Future of Europe?



	EU27	Estonia
Yes, I have been actively involved	3	0
Yes, I'm aware of related activities in my constituency	8	2
Yes, but I'm not aware of any related activities in my constituency	43	52
No, I'm not aware of it	46	46

- Yes, I have been actively involved
- Yes, I'm aware of related activities in my constituency
- Yes, but I'm not aware of any related activities in my constituency
- No, I'm not aware of it

### How to improve democracy in the EU?

q7 For each of the following measures, to what extent do you agree or disagree that they would make democracy in the European Union work better? (% Total 'Agree')

