



European Committee of the Regions

# Flash Eurobarometer Local politicians of the EU and the future of Europe

EU27 (3276 interviews) | 21.07 – 09.09.2021 | Methodology 

Email invitations were sent to local politicians from all different political levels and affiliations. However, due to variations in available contact details and response rates, as well as limitations in terms of sample size, full representativity cannot be guaranteed.

## Local politicians on the influence of regions, cities and villages



Do regions, cities and villages have enough influence on the future of the European Union?

Share who find it very important to...



Agree

33%



Disagree

64%

64%

Improve the access of regions and local authorities to EU funding

54%

Increase the influence of regions and local authorities on national policymaking

46%

Increase the influence of regions and local authorities on EU policymaking

## Key EU topics for regions, cities and villages

On which topics regions and cities should become more influential in EU policy-making?



61%

A stronger economy, social justice and jobs



59%

Climate change and the environment



50%

Education, culture, youth and sport



35%

Health



# How to improve democracy in the EU?

Agree that democracy in the EU would benefit from...

90%



Better information on democratic systems at EU, national, and subnational level

86%



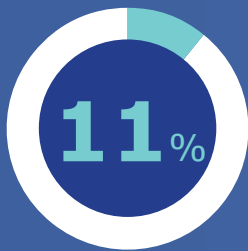
Strengthening the involvement of subnational / local government levels in EU decision-making

75%

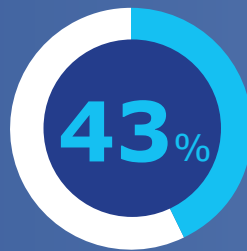


Introducing elements of participatory democracy such as citizens' assemblies or panels

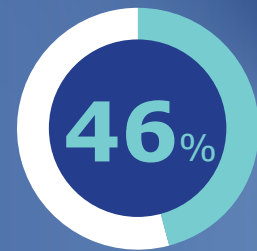
# Awareness about the Conference on the Future of Europe



Have been actively involved in the Conference or are aware of related activities in their constituency



Know about the Conference but are not aware of related activities in their constituency



Are not aware about the Conference

# Political affiliation of surveyed local politicians



- 24% European People's Party
- 20% Socialists & Democrats
- 10% Renew Europe
- 9% Greens-European Free Alliance
- 4% European Conservatives & Reformists
- 4% Identity & Democracy
- 4% The Left in the European Parliament
- 26% None (regional party, independent, etc.)

