

#Power2Her



Local & Regional
Europe

Women in Politics: Local and European trends

29 May 2020

Why this study?



SDG 5 | Achieve gender equality and empower all women and girls

- **5.5** Ensure women's full and effective participation and equal opportunities for leadership at all levels of decision-making in political, economic and public life;
- **5.c** Adopt and strengthen sound policies and enforceable legislation for the promotion of gender equality and the empowerment of all women and girls at all levels.

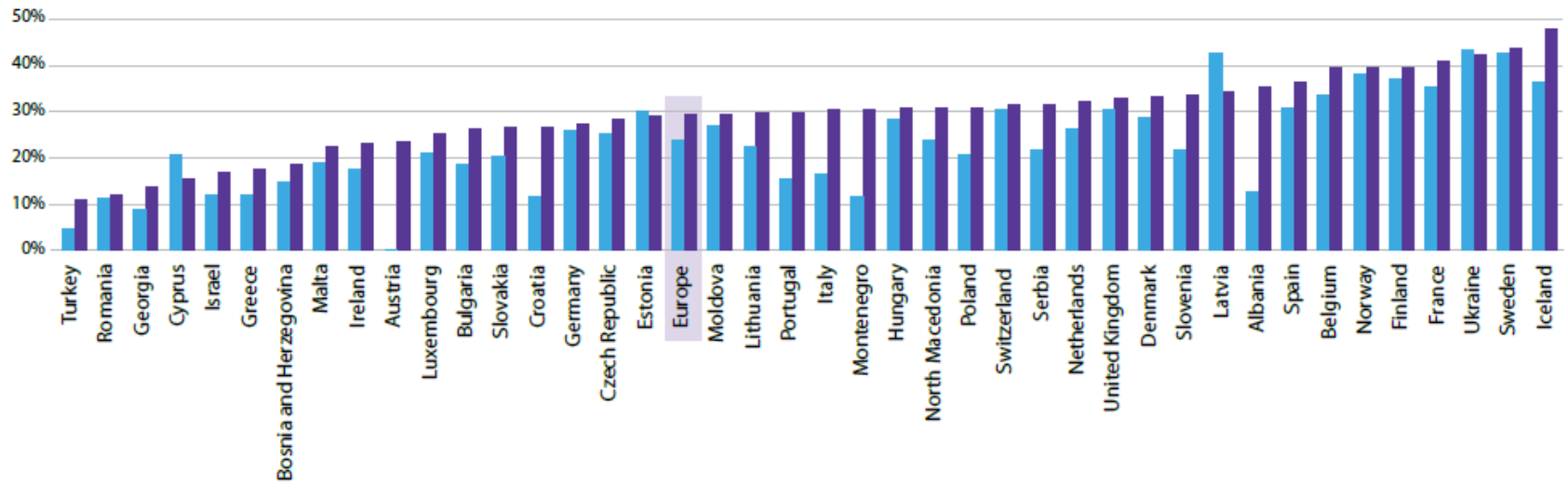
Key findings and trends

Local politics

Fig. 2

% Local elected women by country in 2008 and in 2019

2008 2019

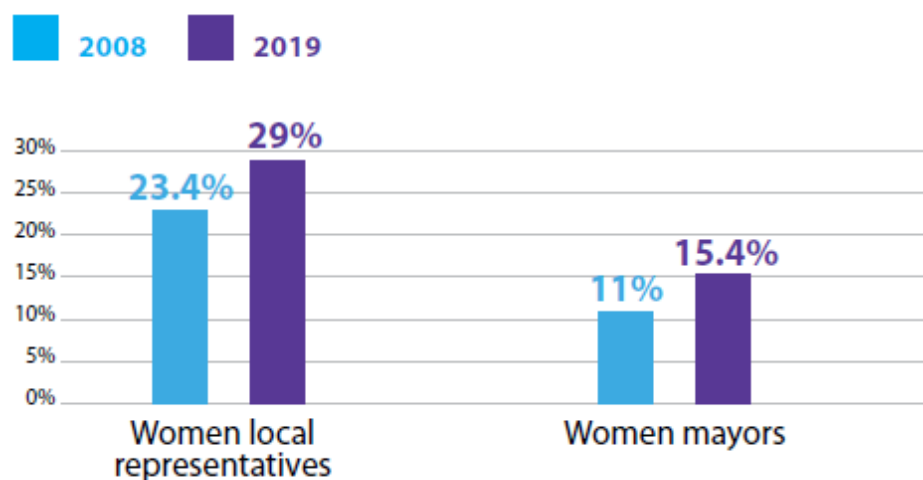


Key findings and trends

Local politics

Fig. 3

Average proportion of local elected women in Europe in 2008 and in 2019



Women mayors of EU capital cities

Femke Halsema



Amsterdam
Netherlands

Gabriela Firea



Bucharest
Romania

Lydie Polfer



Luxembourg
Luxembourg

Manuela Carmena



Madrid
Spain

Anna Hidalgo



Paris
France

Virginia Raggi



Rome
Italy

Yordanka Fadukova



Sofia
Bulgaria

Anna K. Jerlmyr



Stockholm
Sweden

Key findings and trends

Intermediate politics

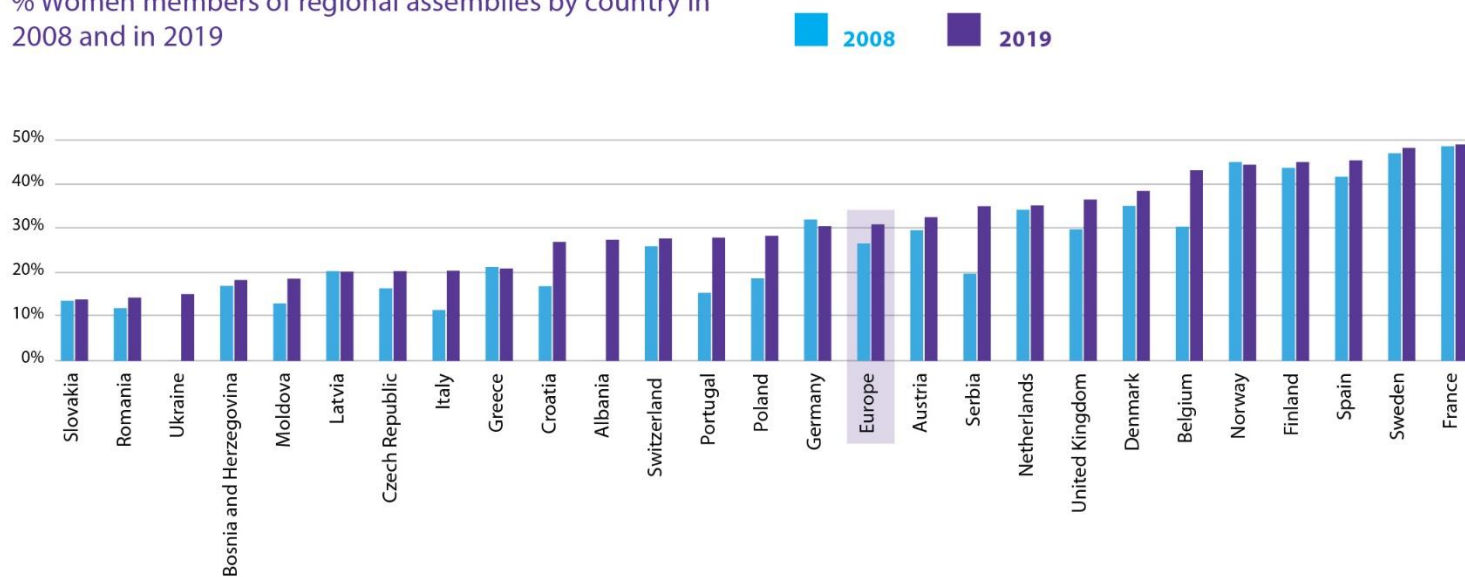
% Women elected representatives and leaders in 2019

	Councillors			Leaders		
	Local	Intermediate	Regional	Local	Intermediate	Regional
Belgium	39%	39.7%	43.2%	15.4%	18.2%	0%
France	40.3%	50%	49%	16.9%	8.2%	16.7%
Hungary	30.4%	12.7%	na	20.4%	0%	na
Italy	30%	19.2%	20.4%	14%	8.7%	10%
Poland	30.4%	24.7%	28.3%	12%	11.8%	6.3%
Average	34%	29.3%	35.3%	15.8%	9.4%	8.2%

Key findings and trends

Regional politics

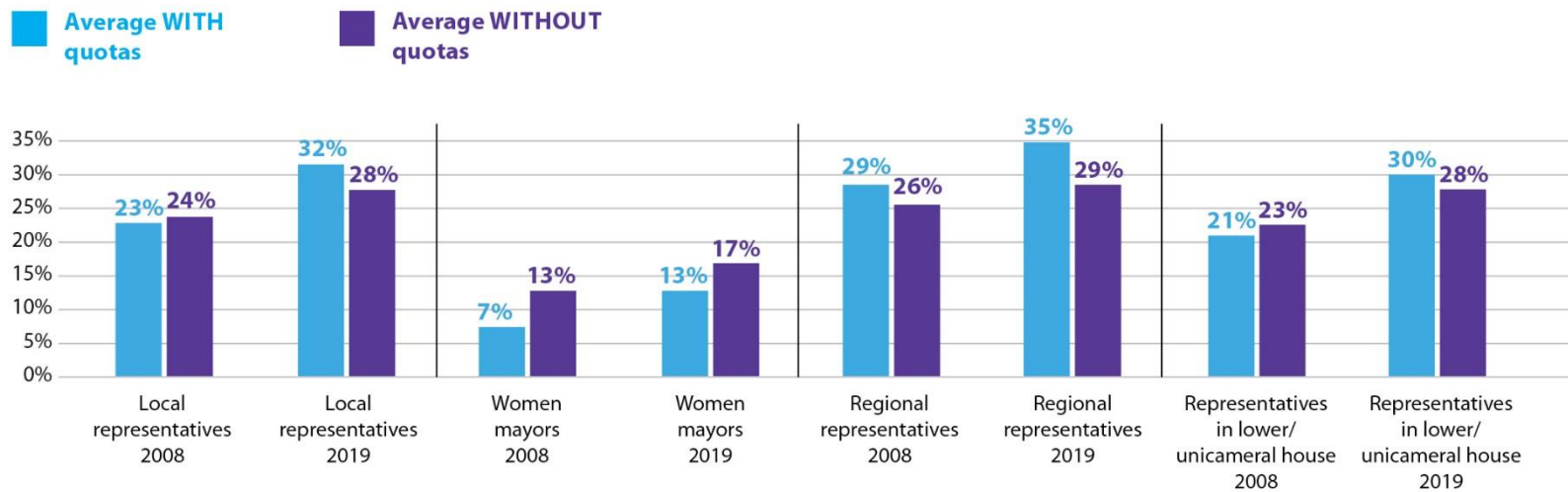
% Women members of regional assemblies by country in 2008 and in 2019



Key findings and trends

Tools and rules | Quotas

Impact of quotas on the average proportion of elected women in Europe



Challenges for women in politics



Recommendations





Local & Regional
Europe



Thank you!