

CORRUPTION AT LOCAL AND REGIONAL LEVELS

COMMITTEE OF REGIONS, 28 FEB 2017

Carl Dolan, Director Transparency International EU



TI AROUND THE WORLD

A **global** NGO coalition fighting corruption:

- more than 100 National Chapters worldwide
- **25 Chapters** in 28 EU Member States
- International Secretariat in Berlin
- TI EU Office in Brussels

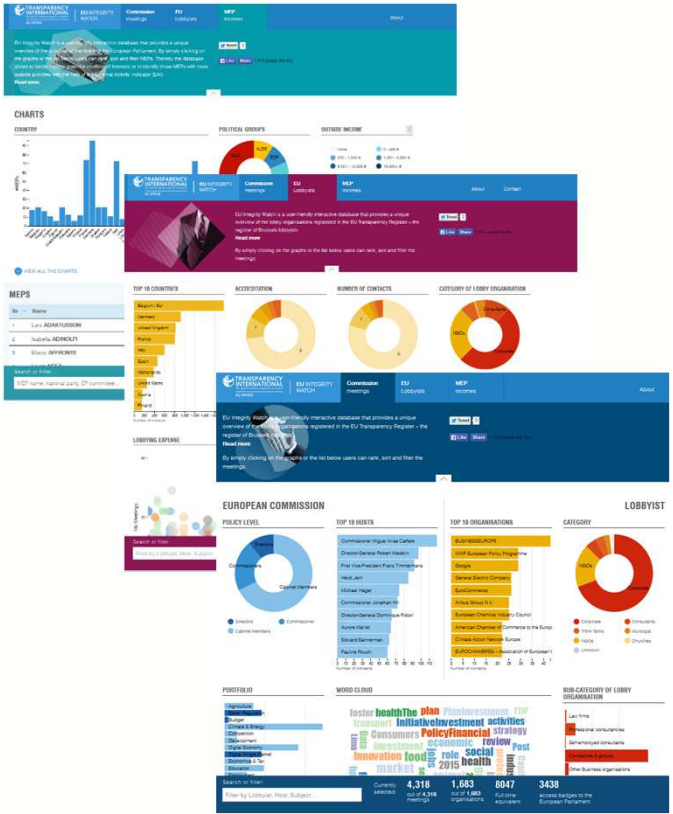


■ Countries and territories with a Transparency International chapter

(current as of November 2012)



TI EU - WHAT WE DO



CORRUPTION PERCEPTIONS INDEX 2016

EU



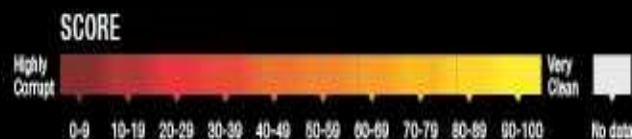
GLOBAL
Average score

43

EU
Average score

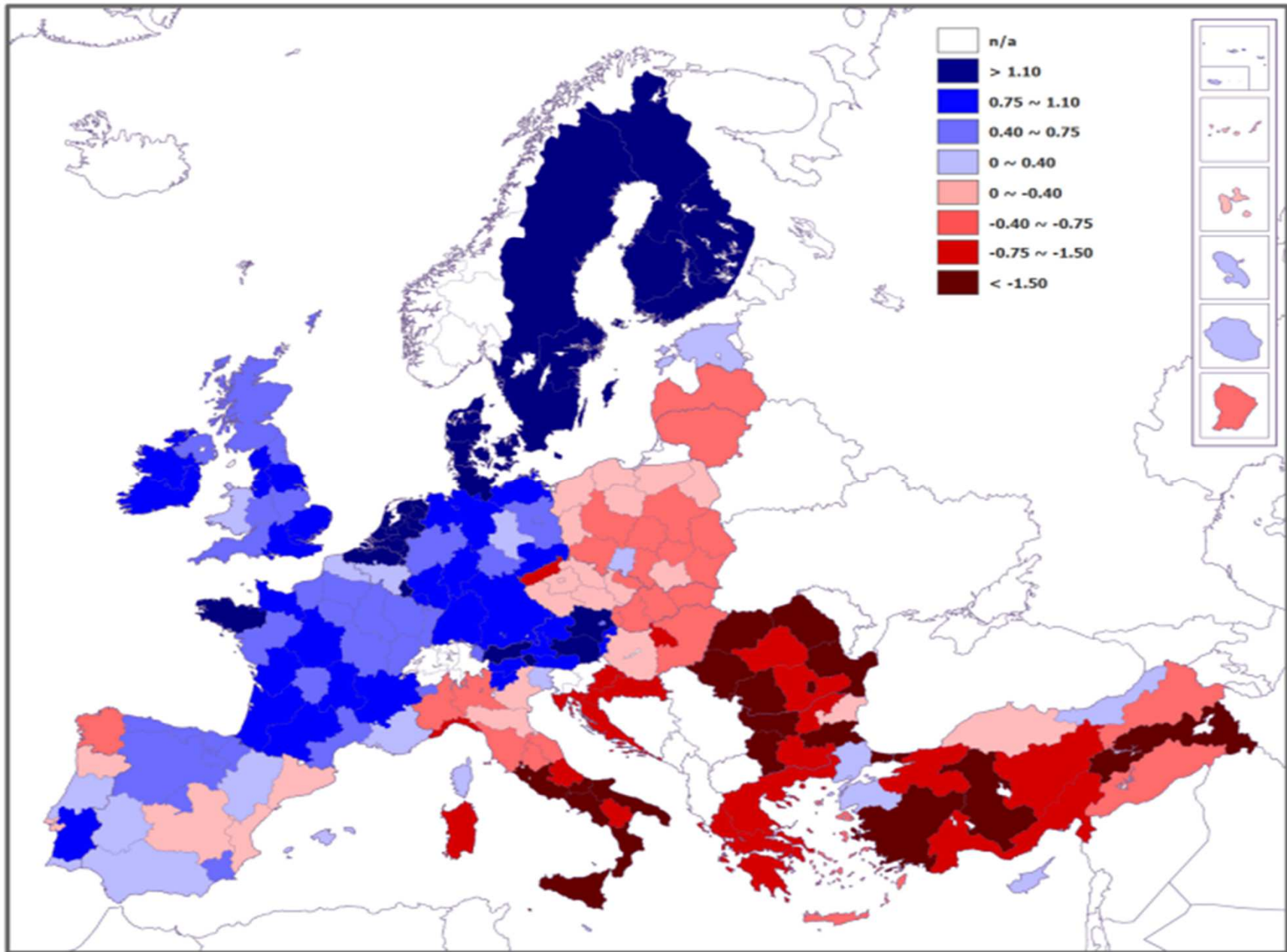
65

| RANK | COUNTRY/TERRITORY | SCORE |
|------|-------------------|-------|
| 1 | Denmark | 90 |
| 3 | Finland | 89 |
| 4 | Sweden | 88 |
| 8 | Netherlands | 83 |
| 10 | Germany | 81 |
| 10 | Luxembourg | 81 |
| 10 | United Kingdom | 81 |
| 15 | Belgium | 77 |
| 17 | Austria | 76 |
| 19 | Ireland | 73 |
| 22 | Estonia | 70 |
| 23 | France | 69 |
| 29 | Poland | 62 |
| 29 | Portugal | 62 |
| 31 | Slovenia | 61 |
| 38 | Lithuania | 59 |
| 41 | Spain | 58 |
| 44 | Latvia | 57 |
| 47 | Cyprus | 56 |
| 47 | Czech Republic | 56 |
| 47 | Malta | 56 |
| 54 | Slovakia | 51 |
| 55 | Croatia | 49 |
| 57 | Hungary | 48 |
| 57 | Romania | 48 |
| 60 | Italy | 47 |
| 69 | Greece | 44 |
| 76 | Bulgaria | 41 |



#cpi2016

www.transparency.org/cpi



CORRUPTION & PUBLIC FINANCE

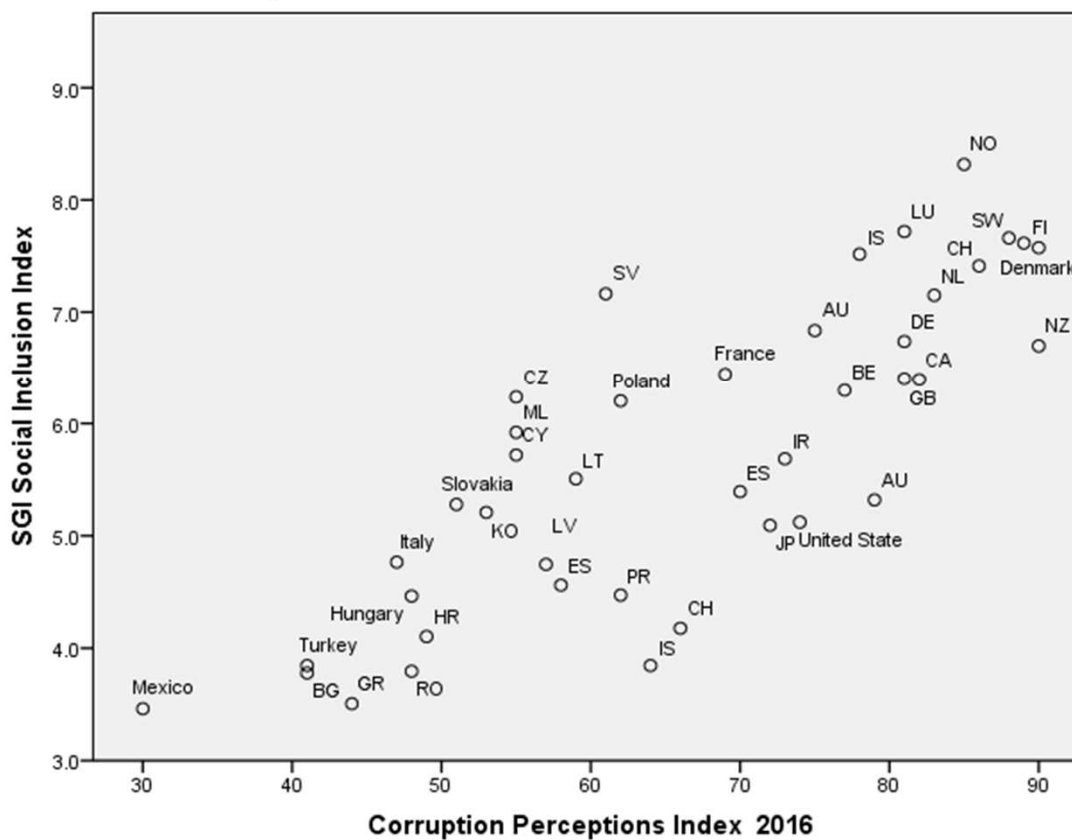


- 32% of EU public expenditure managed by regional authorities (2008)
- Large share of structural funds managed by regions

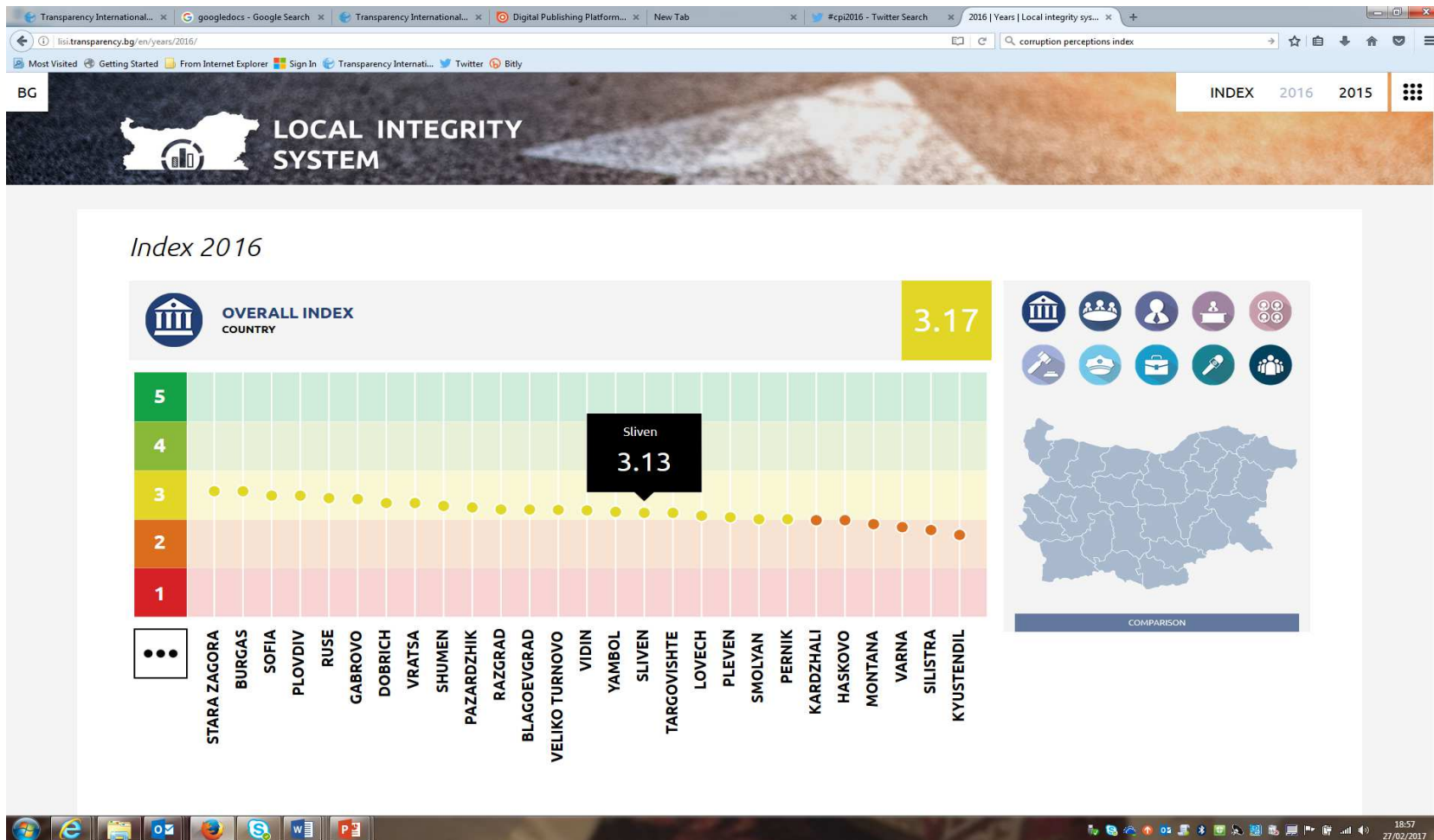
CORRUPTION & INEQUALITY



Corruption and Social Exclusion in OECD countries

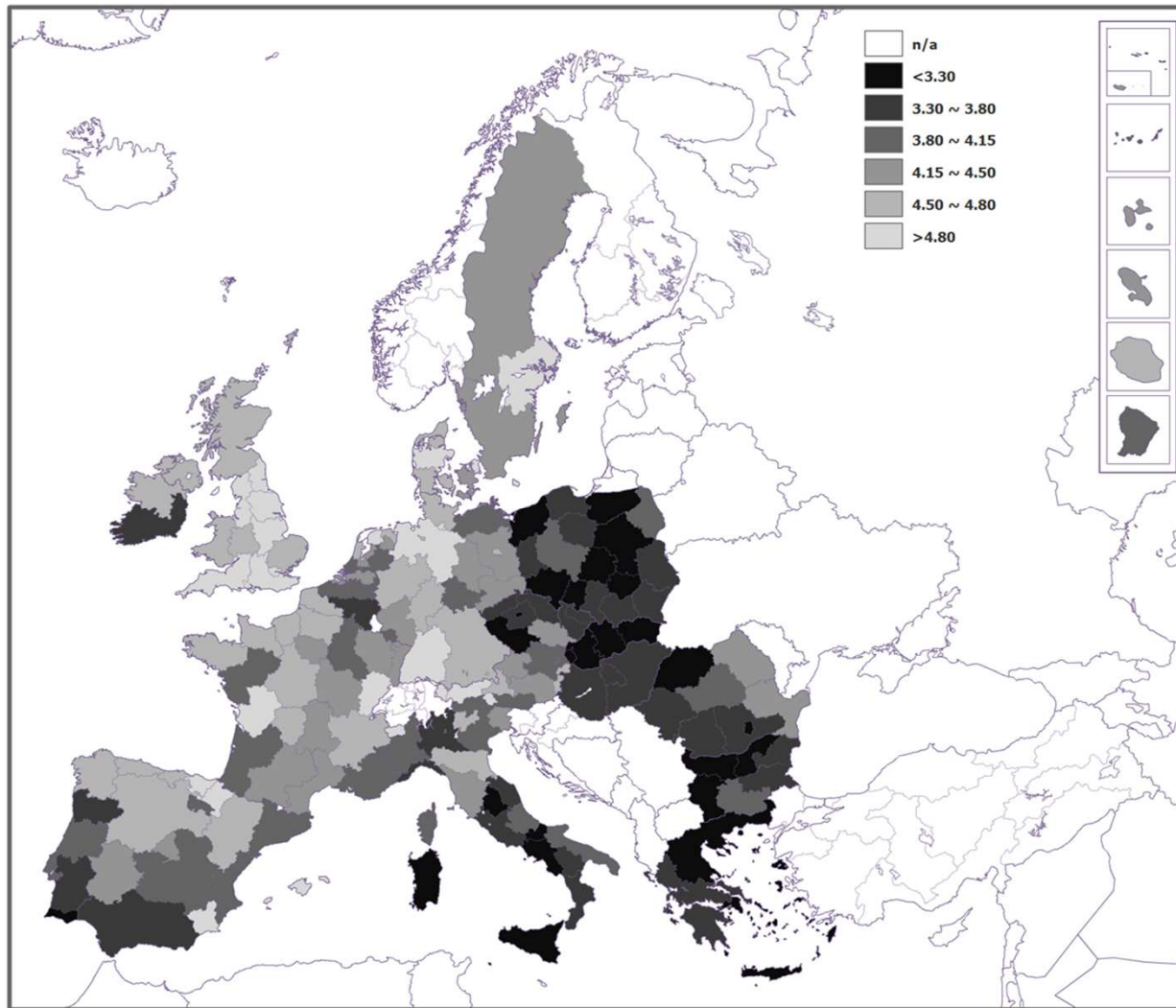


LOCAL INTEGRITY SYSTEM (BU)





INDEPENDENCE AND MERIT



COLLECTIVE ACTION – INTEGRITY PACTS



THANK YOU FOR YOUR ATTENTION



www.transparencyinternational.eu

facebook.com/transparencyinternationaleu
[@TI_EU](https://twitter.com/TI_EU)

© 2015 Transparency International. All rights reserved.