

Measuring Entrepreneurial Ecosystems

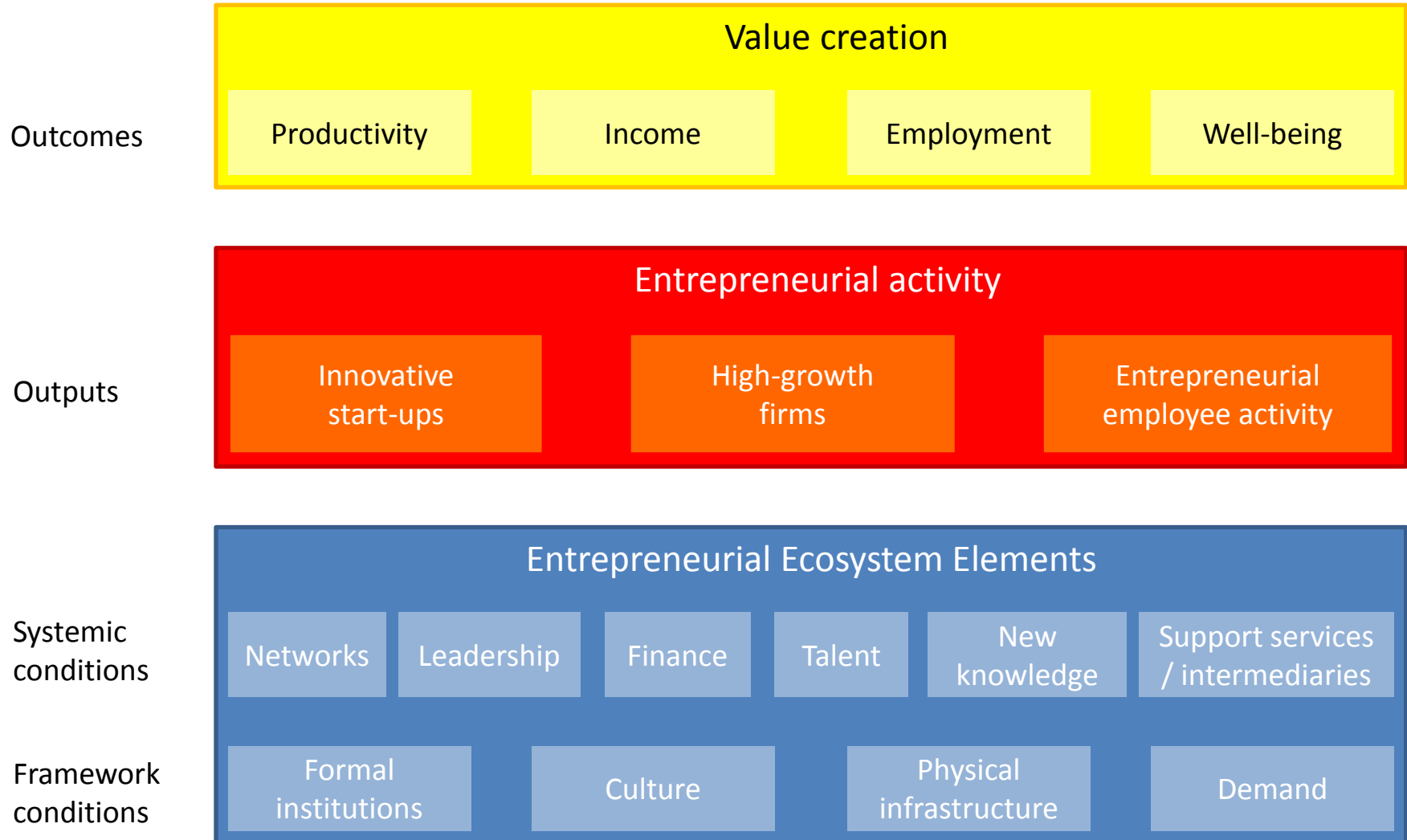
Erik Stam



EshipRules

Annual Conference of the European Entrepreneurial Regions 2018
Roundtable on Mapping regional and local entrepreneurial ecosystems

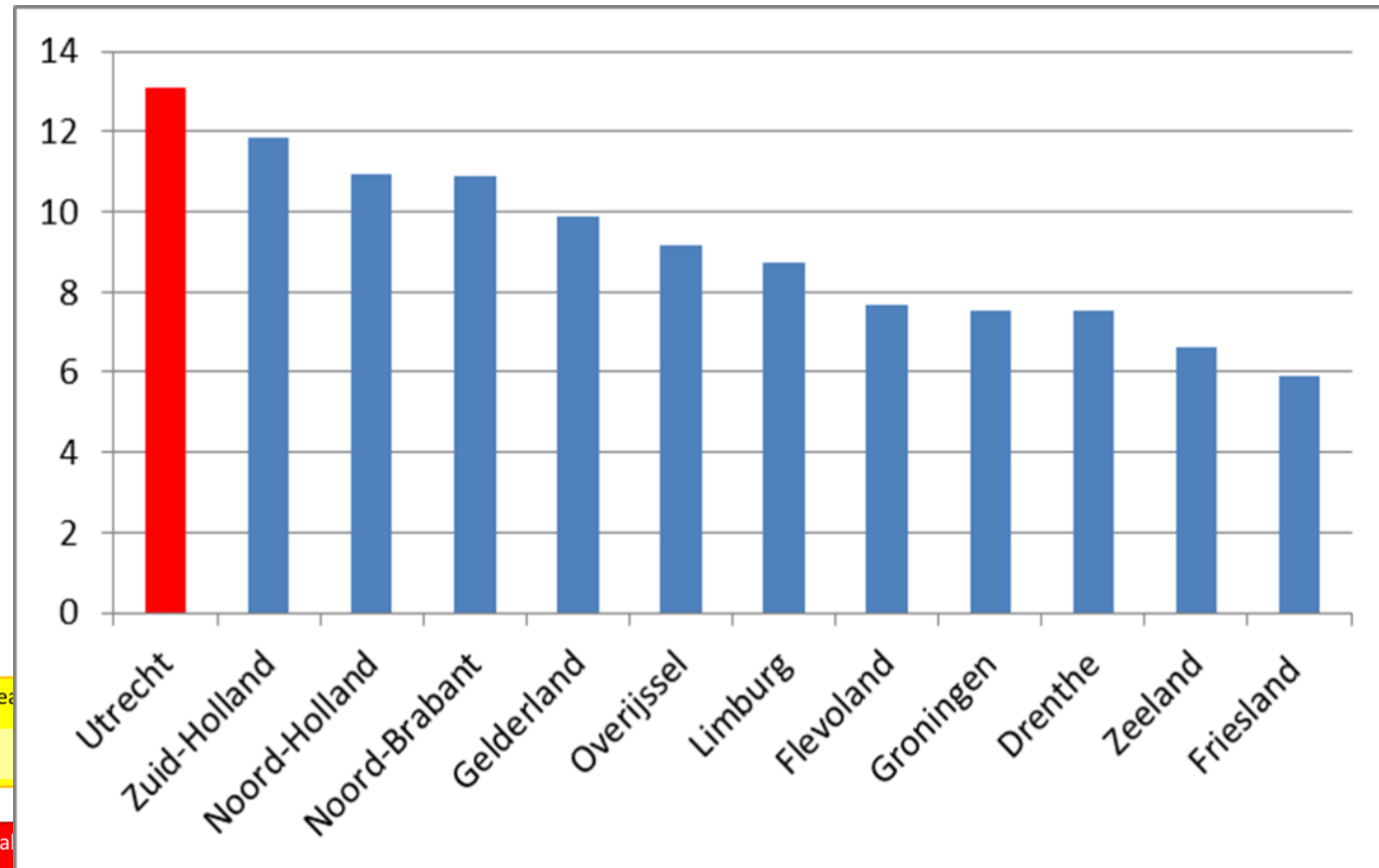
Entrepreneurial Ecosystem



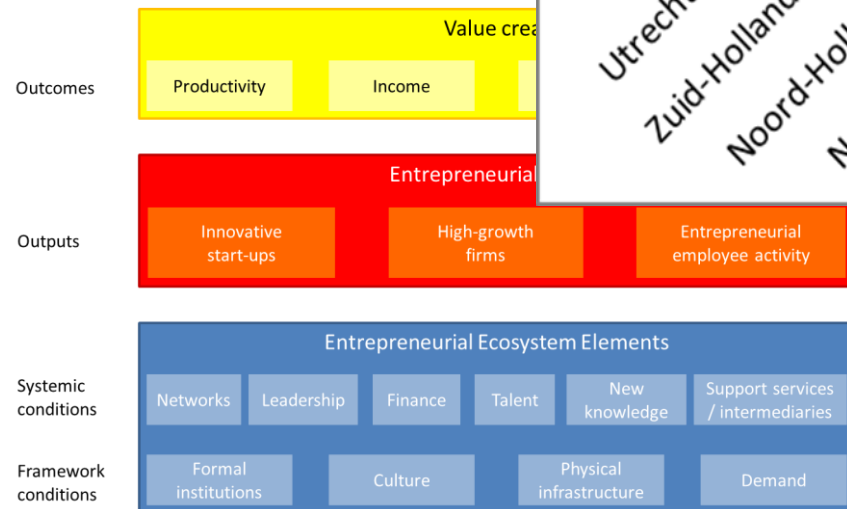
Measuring Entrepreneurial Ecosystem Elements

Elements	Description	Empirical indicators	Data sources
Formal institutions	The rules of the game in society, in particular the quality of government.	Four components: corruption, rule of law, government effectiveness and voice & accountability.	Quality of Government Survey (Regional Competitiveness Index - RCI)
Entrepreneurship culture	The degree to which entrepreneurship is valued in a region.	New firms registered per 1000 inhabitants	CBS (Statistics Netherlands)
Physical infrastructure	Physical infrastructure and the position of a region	Three components: accessibility via road, accessibility via railroad, accessibility via airports (number of passenger flights within 90 minutes' drive)	RCI
Demand	Potential market demand	Three components: purchasing power per capita, regional product, total human population	RCI
Networks	The connectedness of businesses for new value creation	Percentage of firms in the business population that collaborate for innovation	Community Innovation Survey
Leadership	Leadership that provides guidance for and direction of collective action	Leadership is measured with the prevalence of innovation project leaders per 1000 businesses, derived from a database with information on all the innovation projects in the Netherlands that received (Dutch or European) public subsidies in the period 2010-2013. The geographical origin of these project leaders is established by taking the province of the main applicant or principal firm.	Birch Consultants (see Stam et al. 2016)
Talent	The prevalence of individuals with high levels of human capital	Percentage of higher-educated in the labour population	CBS
Finance	The supply and accessibility of finance for new and small firms	The amount of Venture Capital investments per 10,000 inhabitants	NVP
New knowledge	Investments in new knowledge	Percentage of gross domestic product invested in R&D (by public and private organizations)	CBS
Intermediate services	The supply and accessibility of intermediate business services	Percentage of business service firms in the business population	CBS

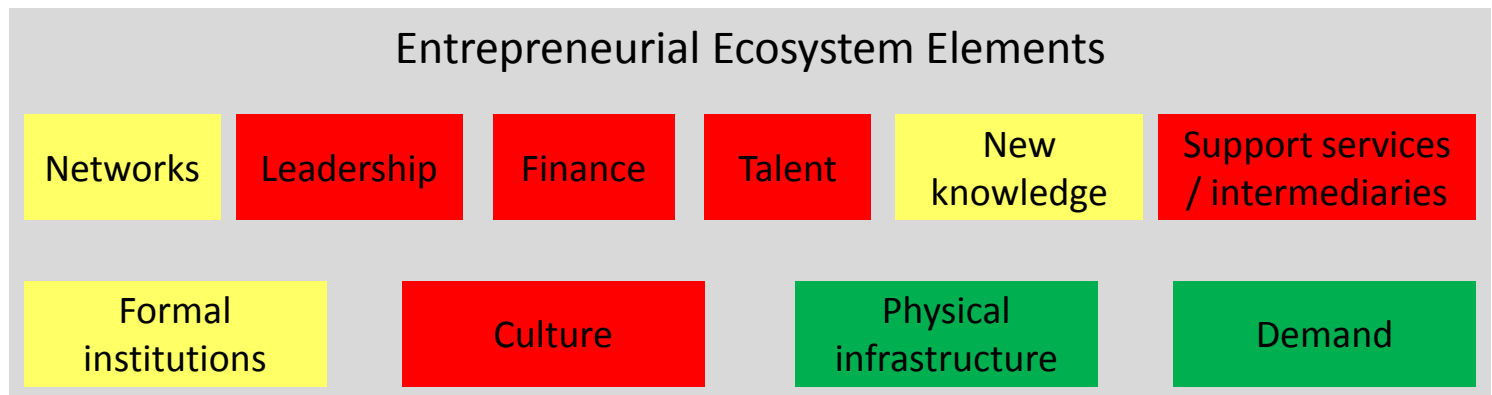
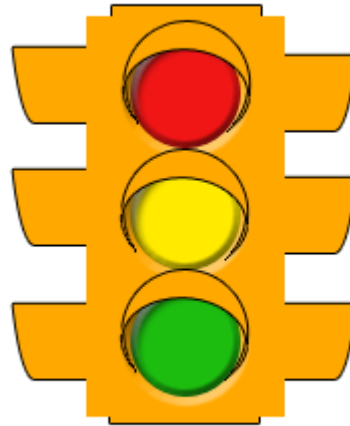
Entrepreneurial Ecosystem Index NL regions, 2015



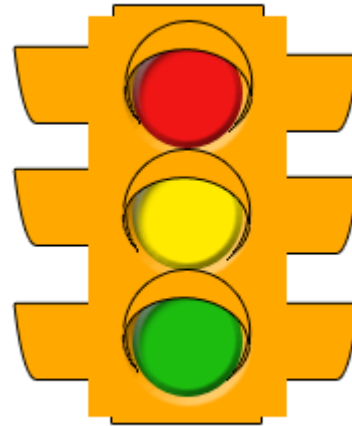
$$EE\ index = E1 + E2 + \dots + E_n$$



Limburg Entrepreneurial Ecosystem, 2015

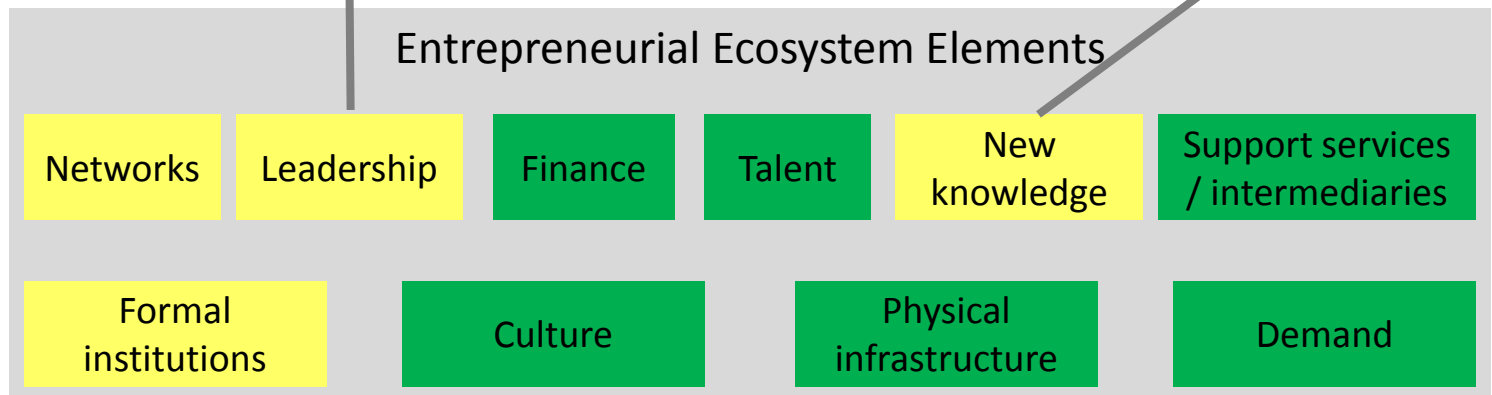


Utrecht Entrepreneurial Ecosystem, 2015



'leaderless network' of Utrecht

*much public R&D,
lagging private R&D
(and 'valorization')*



Diagnosis and Dialogue Before, During and After Policy Intervention